


Pump specifications:

Type.....	BV110 D265
Max. flow	285 m ³ /hour (1254 US gpm)
Max. pressure	34 mwc (112 ft.)
Solids handling	80 mm (3,15")
Impeller type	Semi-open impeller
Priming system	BBA MP100
Engine	Hatz 3H50TICD
Emission level.....	Stage V
Canopy	M10-23X
Connections.....	4" or 6" connections
Sound level.....	64 dB (A) at 10 m
Dry weight.....	1790 kg (3946 lbs.)

FEATURES
BV auto prime pump

The BV range of pumps has been designed with a clear focus on reliability and durability. Featuring a 100% mechanical priming system, the BV series pumps quickly prime and re-prime, even from dry conditions. The heavy build style of both pump and frame make the BV range perfect for use in the strenuous drilling market.

World-class performance

The BV range is built to be deployed on the most demanding drilling and bentonite applications. Using high efficiency pumps and state-of-the-art diesel engines, the pumps offer maximum performance at minimal cost, fully in-sync with the company philosophy of "Lowest cost of ownership".

Key features

- Robust pump design
- Extensive flushing system
- 100 m³/h oil-spill free priming system
- Easy clean floating box
- Large inspection covers for easy access

Complete package designed & built by BBA Pumps

- Complete in-house design & production
- Over 70 years of experience in the market
- Complete testing facility in-house
- Contemporary & functional design
- Durable & eco-friendly materials
- Custom builds available

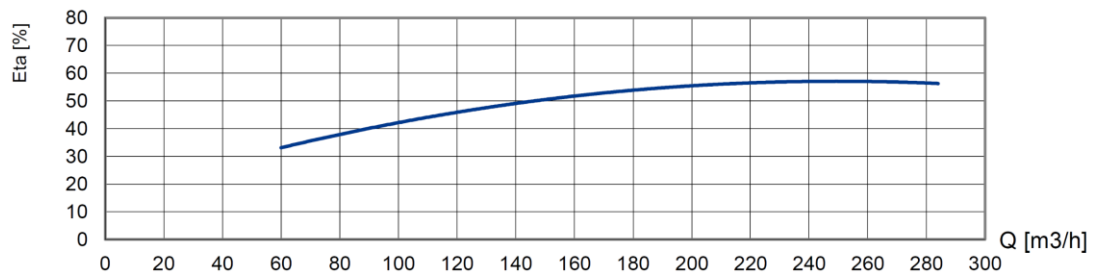
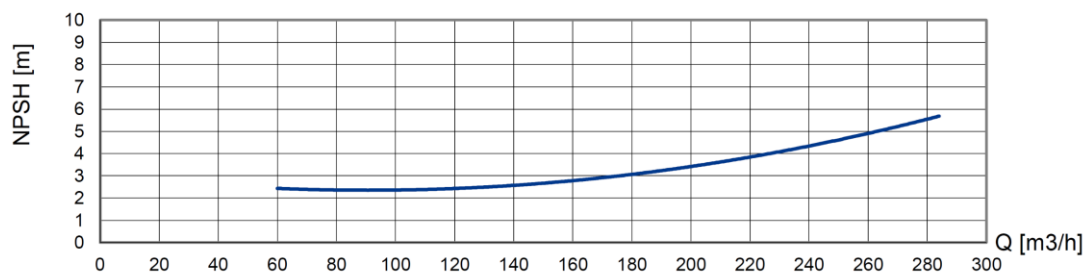
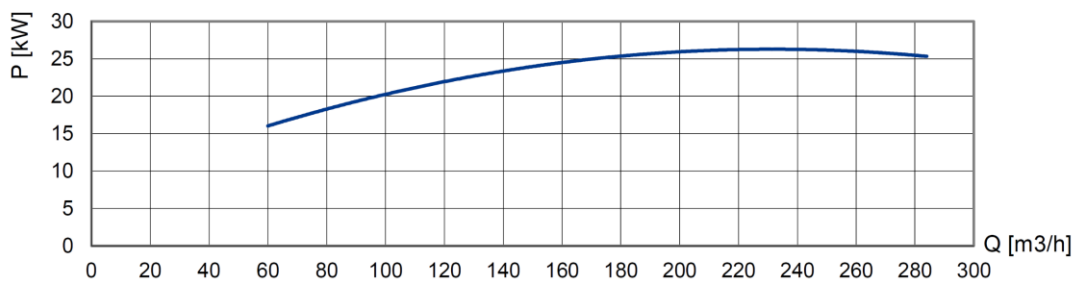
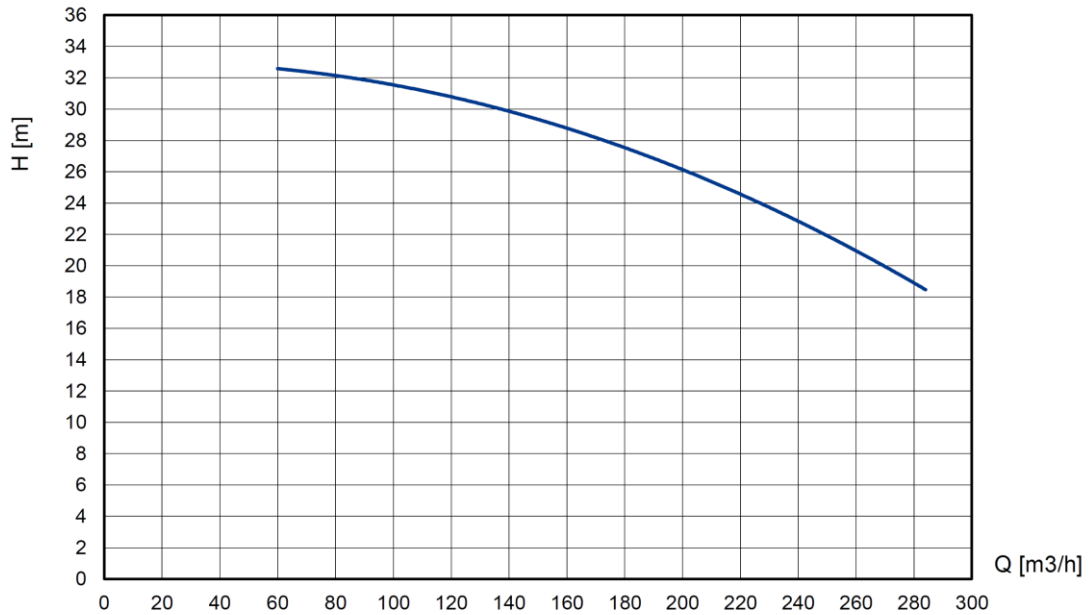
After sales service & product support

- Single supplier for parts, spares & accessories
- Dedicated customer help-desk (24h service)
- Dedicated service department in-house
- Global parts distribution network
- Optional global on-site servicing available
- Extensive training options available (technical & commercial), on-site or in-house




PERFORMANCE CURVES (1900 RPM)

Continuous duty according ISO 9906 – fluid density: 998,3 kg/m³



STANDARD TECHNICAL SPECIFICATIONS
BBA auto prime pump


Pump type.....	BV110 D265
Max. flow.....	285 m ³ /hour (1254 US gpm)
Max. head.....	34 mwc (112 feet)
Impeller type.....	Semi-open impeller
Solids handling.....	80 mm (3,15 inch)
Pump casing.....	Cast iron GG25
Impeller.....	Chrome Moly 42CrM04
Wear plate.....	Chrome Moly 42CrM04 (adjustable from the outside)
Pump shaft.....	42CrMo4 heat treated
Shaft seal.....	Mechanical seal
Seal faces.....	Tung/Tung
Seal rubbers.....	Viton


BBA priming system

Pump type.....	BBA MP100 Diaphragm pump
Air handling capacity.....	100 m ³ /h (59 CFM)
Max. vacuum.....	8,5 m (29 inHg)
Drive.....	Toothed belt (continuous drive)
Float box.....	"Easy clean" hot dip galvanised
Non return valve.....	Cast iron GG25
Check valve disc.....	Buna-N

Engine

Engine brand.....	Hatz
Engine type.....	3H50TICD
Max. power IFN.....	42 kW (57 Hp)
Variable engine speed.....	1300 - 1900 RPM
Fuel consumption.....	220 g/kWh
Displacement.....	1,464 cm ³
Number of cylinders.....	3
Aftertreatment.....	EGR, DOC, DPF
Emission level.....	Stage V


BBA control panel LC40

- Auto start/stop system
- Two float switches included (10m cable)
- Key switch
- Rpm. control with push buttons
- Warning lights
- 4.3" LCD display

The LCD monitor displays additional engine data, e.g. actual engine speed, working hours, battery voltage, fuel consumption and failures in clear text (Multilanguage support)


Fuel system

- Composite fuel tank 300 L (80 US gallon)
- Fuel tank cap Ø 100 mm (4 inch)
- Electronic fuel injection system

Electrical system & safety features

- Nominal voltage 12 Volt
- Premium quality battery
- Low oil pressure shut down

CANOPY M10-23X

BBA sound attenuating canopy

Canopy type.....	M10-23X
Dimensions L x W x H	2663 x 1050 x 1595 mm
Dimensions L x W x H	104.8 x 41.3 x 62.8 inch
Basic frame	Hot dip galvanized
Doors	6 lockable composite doors
Fuel tank	PE net 300 ltr (80 US Gallon)
Fuel tank autonomy	40 hours (at 1900 rpm BEP)
Fuel tank cap	100 mm (4 inch)
Electrical isolation	Battery isolator switch
Forklift pockets.....	Fitted with 2 forklift pockets
Lifting point	Fitted with single lifting point
Stackable	Canopy is stackable
Exhaust system	Fully integrated in canopy
Additional	Fitted with oil-water separator
Connections.....	Please consult "auxiliary items" in overleaf
Documentation box.....	BBA user manual and warranty book



Optional central flushing
The BV series is optional available with a central flushing system to keep your sludge pump in optimal condition very easily.



Standard Cillit clear filter
This allows you to easily protect your vacuum pump. If the float box is dirty and therefore does not function optimally, it is immediately visible in this filter.



Inspection
Oil glasses, drain valves and fill plugs are all easily accessible.



Standard vacuum pump
Double diaphragm pump, water-resistant and oil-spillage free. Air capacity of 100 m³/hour.

Pictures used are for illustration purposes only.