


Pump specifications:

Type.....	BA80H D290
Max. flow	100 m ³ /hour max (440 US gpm)
Max. pressure	105 mwc (345 ft.)
Discharge x suction	DN80 x DN150 (3" x 6")
Solids handling	25 mm (1")
Impeller type	Enclosed impeller
Priming system	BBA MP50
Engine	Hatz 4H50TICD
Emission standard	Stage V
Canopy	M10-23X
Sound level.....	Approx. 69 dB(A) at 10m
Dry weight.....	1575 kg (3465 lbs.)

FEATURES
BA auto prime pump

The BA range of pumps has been designed with a clear focus on reliability, efficiency and durability. Featuring a 100% mechanical priming system, the BA series pumps quickly prime and re-prime, even from dry conditions. The heavy build style of both pump and canopy make the BA range perfect for use in the strenuous contractor market.

World-class performance

The BA range is built to be deployed on the most demanding dewatering and sewage bypassing applications. Using high efficiency pumps and state-of-the-art diesel engines, the pumps offer maximum performance at minimal cost, fully in-sync with the company philosophy of "Lowest cost of ownership".

Sustainability

- High efficiency pumps minimising fuel consumption
- Corrosion free hot dip galvanized canopy
- Corrosion free composite door panels and powder coated plating
- 100% Oil-spill free priming system
- Fully bunded unit eliminating fuel/oil spills at all times

Complete package designed & built by BBA Pumps

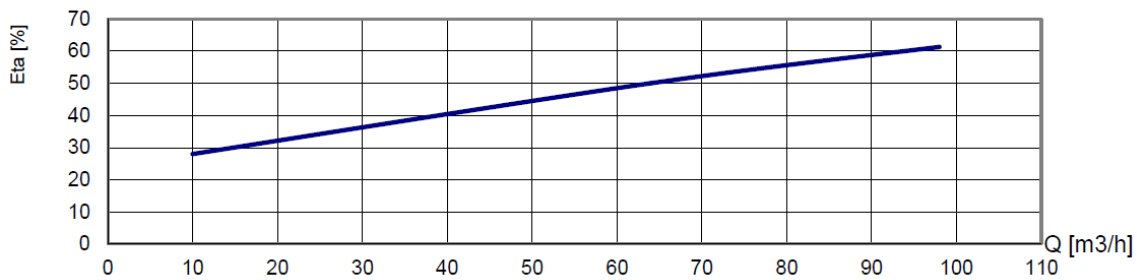
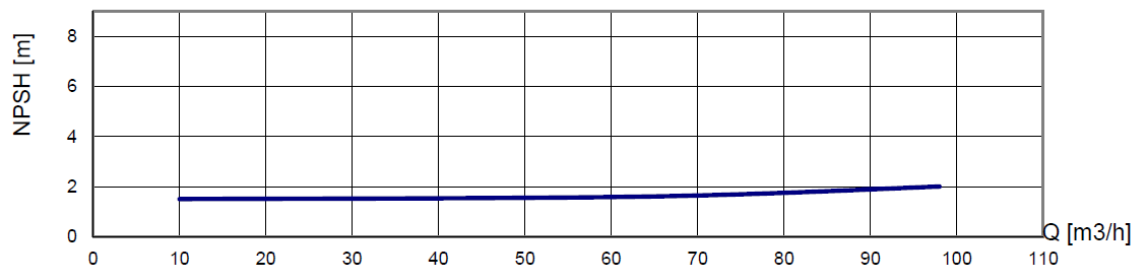
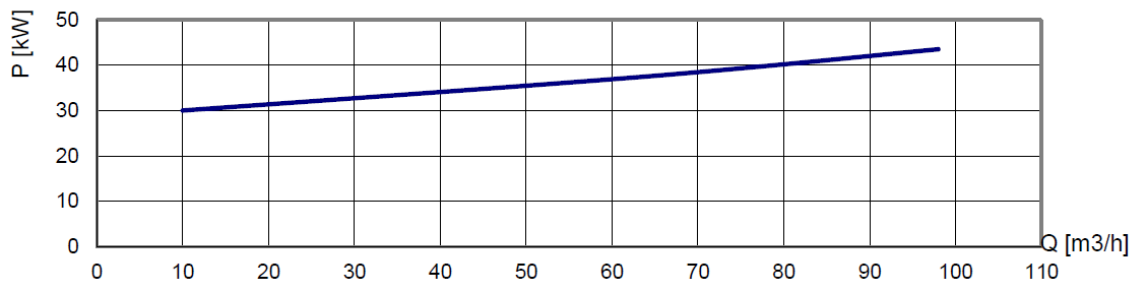
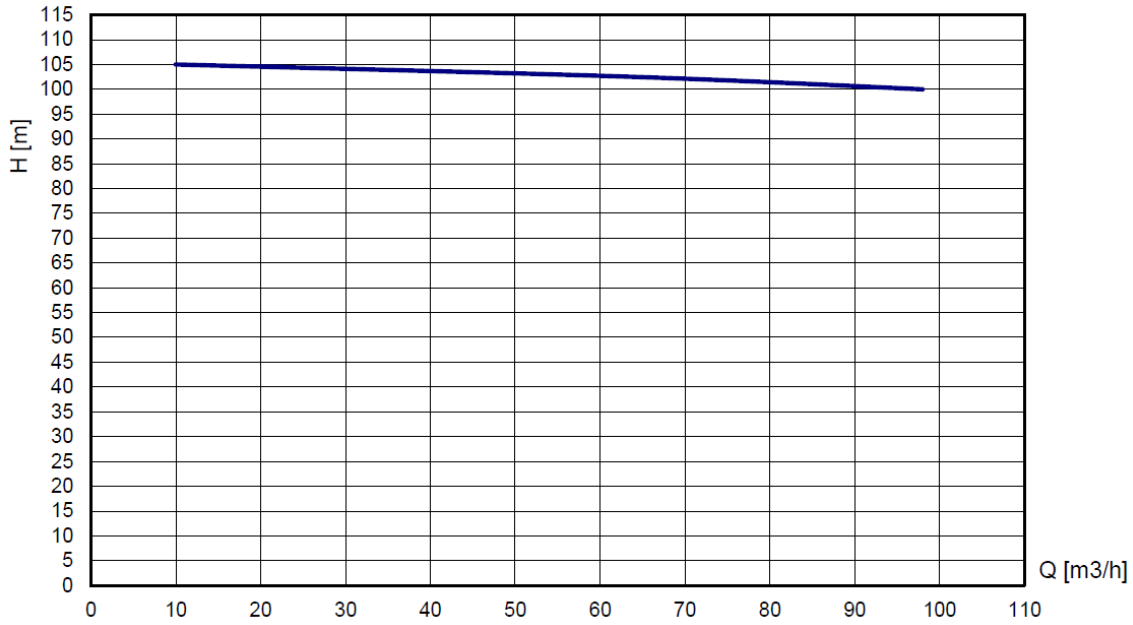
- Complete in-house design & production
- Over 60 years of experience in the market
- Extensive testing facility in-house
- Contemporary & functional design
- Durable & eco-friendly materials
- Custom builds available

After sales service & product support

- Single supplier for parts, spares & accessories
- Dedicated customer help-desk (24h service)
- Dedicated service department in-house
- Global parts distribution network
- Optional global on-site servicing
- Extensive training options available (technical & commercial), on-site or in-house

PERFORMANCE CURVES (2800 RPM)

Continuous duty according ISO 9906



STANDARD TECHNICAL SPECIFICATIONS
BBA auto prime pump

Pump type.....	BA80H D290
Max. flow.....	100 m ³ /hour (440 US gpm)
Max. head.....	105 mwc (345 feet)
Impeller type.....	Enclosed impeller
Solids handling.....	25 mm (1 inch)
Pump casing.....	Cast iron GG20
Impeller.....	Stainless steel 316
Wear ring.....	Cast iron GG20
Pump shaft.....	42CrMo4
Shaft seal.....	Mechanical seal
Seal faces.....	Tung/Sic
Seal rubbers.....	Viton


BBA priming system

Pump type.....	BBA MP50 Diaphragm pump
Air handling capacity.....	50 m ³ /hour (30 CFM)
Max. vacuum.....	8.5 m (29 inHg)
Drive.....	Toothed belt (continuous drive)
Float box.....	Aluminium
Non return valve.....	Cast iron GG25
Check valve disc.....	Buna-N


Engine

Engine brand.....	Hatz
Engine type.....	4H50TICD
Max. power IFN.....	55.4 kW (75 Hp)
Variable engine speed.....	Max. 2800 RPM
Fuel consumption.....	237 g/kWh
Displacement.....	1,952 cm ³
Number of cylinders.....	4
Aftertreatment.....	EGR, DOC, DPF
Emission level.....	Stage V

BBA control panel LC40

- Auto start/stop system
- Two float switches included (10m cable)
- Key switch
- Rpm. control with push buttons
- Warning lights
- 4.3" LCD display

The LCD monitor displays additional engine data, e.g. actual engine speed, working hours, battery voltage, fuel consumption and failures in clear text (Multilanguage support)


Fuel system

- Composite fuel tank 300 L. net (80 US Gallon)
- Fuel tank cap Ø 100 mm
- Electronic fuel injection system

Electrical system & safety features

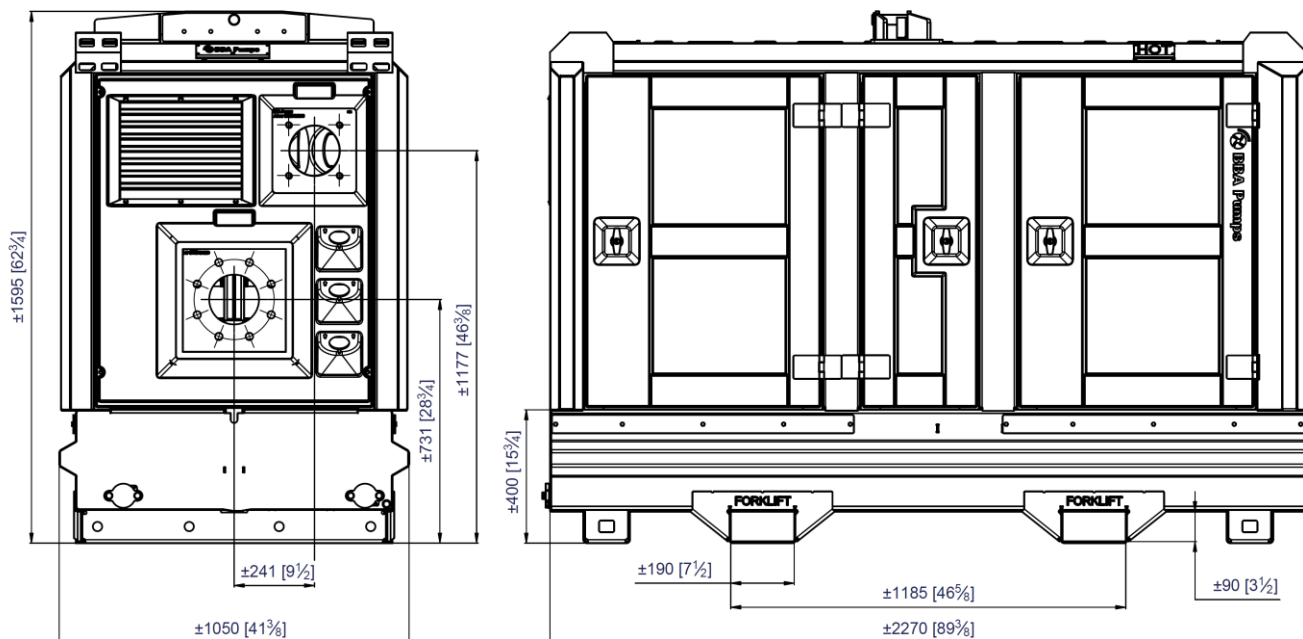
- Premium quality battery
- Nominal voltage 12 Volt
- Engine safety features like overload shutdown

CANOPY M10-23X
BBA sound attenuating canopy

Canopy type.....	M10-23X
Dimensions L x W x H	2270 x 1050 x 1595 mm
Dimensions L x W x H	89.4 x 41.3 x 62.8 inch
Basic frame	Hot dip galvanized
Doors	6 lockable composite doors
Fuel tank	PE net 300 ltr (80 US Gallon)
Fuel tank autonomy	25 hours (at 2800 rpm BEP)
Fuel tank cap	100 mm (4 inch)
Electrical isolation	Battery isolator switch
Forklift pockets.....	Fitted with 2 forklift pockets
Lifting point	Fitted with single lifting point
Stackable	Canopy is stackable
Exhaust system	Fully integrated in canopy
Additional	Fitted with oil-water separator
Connections.....	Please consult "auxiliary items" in overleaf
Documentation box.....	BBA user manual and warranty book

BBA E-lift® system

The M10-23X canopy has been fitted with the BBA E-lift® system. By removing the roof panel, the pump and diesel engine as a whole can be removed from the canopy effortlessly allowing easy preventative maintenance on the pump and diesel engine. In addition, as the canopy is not fitted with padding or insulation materials, it can be cleaned quickly using a pressure washer.



Actual dimensions (in mm & inches) may vary depending on selected quick couplings.



Enclosed impeller
Stainless steel 316 enclosed impeller with a 25 mm free passage.



Priming system
Diaphragm pump, air-cooled, water-resistant and oil-spillage free. Air capacity of 50 m³ per hour.



Easy inspection
Oil glasses, drain valves and fill plugs are all easily accessible.



Fuel tank
Fully bunded, corrosion-free, 300 liter, high-density polyethylene (HDPE) fuel tank, located in base of canopy.




Safety
Extremely durable and lockable T-locks offering perfect grip.




4 Year limited warranty
The BBA limited warranty covers years or operating hours whichever occurs first. For more details please consult the BBA warranty book.

Pictures used are for illustration purposes only.


AUXILIARY ITEMS
Discharge connections

Art.nr.		Ø inch	Ø mm	Connection	
5080904	30° flange	4	100	Flange DIN	
5080869	30° male (ball/lever)	3	75	System B	
5080908	30°	3	75	Outer thread	


Suction connections

Art.nr.		Ø inch	Ø mm	Connection	
5080884	30°	6	150	Flange K240	
5080889	30° female (cup)	6	150	System B	
5080890	30° male (ball/lever)	6	150	System B	
5080887	30° male (ball)	6	150	System C	
5080888	30° female (cup/lever)	6	150	System C	

Suction hose with strainer L=5 metre

Art.nr.	Ø inch	Ø mm	Connection	
7047072	6	150	Flange K240	
7047023	6	150	System B male (ball/lever)	
7047077	6	150	System C female (cup/lever)	

Suction hose with strainer L=6 metre

Art.nr.	Ø inch	Ø mm	Connection	
7047073	6	150	Flange K240	
7047024	6	150	System B male (ball/lever)	
7047078	6	150	System C female (cup/lever)	